

Shareholding Pattern for the Quarter ended 31/12/2011

Introductory sub-table (I)(a)

Name of the Company : RCC CEMENTS LIMITED			
Scrip Code, Name of the scrip, class of security: 531825 (RCCEMEN), Equity Shares			
Quarter ended: 31.12.2011			
Partly paid-up shares:-	No. of partly paid-up shares	As a % of total no. of partly paid-up shares	As a % of total no. of shares of the company
Held by promoter/promoter group	***** N.A.*****		
Held by public			
Total - D			
Outstanding convertible securities:-	No. of outstanding securities	As a % of total no. of outstanding convertible securities	As a % of total no. of shares of the company, assuming full conversion of the convertible securities
Held by promoter/promoter group	***** N.A.*****		
Held by public			
Total - E			
Warrants:-	No. of warrants	As a % of total no. of warrants	As a % of total no. of shares of the company, assuming full conversion of warrants
Held by promoter/promoter group	***** N.A.*****		
Held by public			
Total - F			
Total paid-up capital of the company, assuming full conversion of warrants and convertible securities (Grand Total (A+B+C)+ D+E+F)	NIL	NIL	NIL

For RCC Cements Ltd.

Sunil Kumar
 Mg. Director



Statement Showing Shareholding Pattern

Category code	Category of Shareholder	Number of Shareholders	Table (I)(a)				Shares Pledged or otherwise encumbered	
			Total number of shares	Number of shares held in dematerialized form	Total shareholding as a percentage of total number of shares		Number of shares	As a percentage
					As a percentage of (A+B) ¹	As a percentage of (A+B+C)		
(I)	(II)	(III)	(IV)	(V)	(VI)	(VII)	(VIII)	(IX) = (VIII)/(IV)*100
(A)	Shareholding of Promoter and Promoter Group²							
1	Indian							
(a)	Individuals/ Hindu Undivided Family	48	2191100	0	24.07	24.07	0	0.00
(b)	Central Government/ State Government(s)	0	0	0	0.00	0.00	0	0.00
(c)	Bodies Corporate	5	3640000	0	39.99	39.99	0	0.00
(d)	Financial Institutions/ Banks	0	0	0	0.00	0.00	0	0.00
(e)	Any Others(Specify)	0	0	0	0.00	0.00	0	0.00
	Sub Total(A)(1)	53	5831100	0	64.06	64.06	0	0.00
2	Foreign							
a	Individuals (Non-Residents Individuals/ Foreign Individuals)	0	0	0	0.00	0.00	0	0.00
b	Bodies Corporate	0	0	0	0.00	0.00	0	0.00
c	Institutions	0	0	0	0.00	0.00	0	0.00
d	Any Others(Specify)	0	0	0	0.00	0.00	0	0.00
	Sub Total(A)(2)	0	0	0	0.00	0.00	0	0.00
	Total Shareholding of Promoter	53	5831100	0	64.06	64.06	0	0.00
(B)	Public shareholding							
1	Institutions							
(a)	Mutual Funds/ UFI	0	0	0	0.00	0.00	0	0.00
(b)	Financial Institutions / Banks	1	150000	0	1.65	1.65	0	0.00
(c)	Central Government/ State Government(s)	0	0	0	0.00	0.00	0	0.00
(d)	Venture Capital Funds	0	0	0	0.00	0.00	0	0.00
(e)	Insurance Companies	0	0	0	0.00	0.00	0	0.00
(f)	Foreign Institutional Investors	0	0	0	0.00	0.00	0	0.00
(g)	Foreign Venture Capital Investors	0	0	0	0.00	0.00	0	0.00
(h)	Any Other (specify)	0	0	0	0.00	0.00	0	0.00
	Sub-Total (B)(1)	1	150000	0	1.65	1.65	0	0.00

CONTINUED..



B 2	Non-institutions							
(a)	Bodies Corporate	9	1171100	0	12.87	12.87	0	0.00
(b)	Individuals	0	0	0	0.00	0.00	0	0.00
I	Individuals -i. Individual shareholders holding nominal share capital up to Rs 1 lakh	1958	1425700	0	15.66	15.66	0	0.00
II	ii. Individual shareholders holding nominal share capital in excess of Rs. 1 lakh.	11	524100	0	5.76	5.76	0	0.00
(c)	Any Other (specify)	0	0	0	0.00	0.00	0	0.00
	Sub-Total (B)(2)	1978	3120900	0	34.29	34.29	0	0.00
(B)	Total Public Shareholding (B)= (B)(1)+(B)(2)	1979	3270900	0	35.94	35.94	0	0.00
	TOTAL (A)+(B)	2032	9102000	0	100.00	100.00	0	0.00
(C)	Shares held by Custodians and against which Depository Receipts have been issued							
1	Promoter and Promoter Group	0	0	0	0	0.00	0	0.00
2	Public	0	0	0	0	0.00	0	0.00
	Sub-Total (C)	0	0	0	0	0	0	0
	GRAND TOTAL (A)+(B)+(C)	2032	9102000	0	100	100	0	0

For RCC Cements Ltd.

Sunil Kumar
Mg. Director



1

(1)(b) Statement showing holding of securities (including shares, warrants, convertible securities) of persons belonging to the category "Promoter and Promoter Group"

Sr.	Name of the shareholder	Details of Shares held		Encumbered shares (*)			Details of warrants		Details of convertible securities		Total shares (including underlying shares assuming full conversion of warrants and convertible securities) as a % of diluted share capital
		Number of shares held	As a % of grand total (A)+(B)+(C)	No.	As a percentage	As a % of grand total (A)+(B)+(C) of sub-clause (I)(a)	Number of warrants held	As a % total number of warrants of the same class	Number of convertible securities held	As a % total number of convertible securities of the same class	
No.	(i)	(ii)	(iii)	(iv)	(v)	(vi)=(v)/(iii)*100	(vii)	(viii)	(ix)	(x)	(xi)
1	Rakesh Jain	173,100.00	1.90	-	-	-	-	-	-	-	-
2	Shabnam Jain	34,000.00	0.37	-	-	-	-	-	-	-	-
3	Yogesh Jain	86,800.00	0.95	-	-	-	-	-	-	-	-
4	Apporve Jain	72,500.00	0.80	-	-	-	-	-	-	-	-
5	Abhinav Jain	68,000.00	0.75	-	-	-	-	-	-	-	-
6	Anupreksha Jain	68,500.00	0.75	-	-	-	-	-	-	-	-
7	Akshat Jain	63,000.00	0.69	-	-	-	-	-	-	-	-
8	Ashok Jain	1,000.00	0.01	-	-	-	-	-	-	-	-
9	M/s Anil Kumar Jain (HUF)	9,000.00	0.10	-	-	-	-	-	-	-	-
10	Rajesh Jain	5,000.00	0.05	-	-	-	-	-	-	-	-
11	Meenu Jain	9,000.00	0.10	-	-	-	-	-	-	-	-
12	Himanshu Jain	9,000.00	0.10	-	-	-	-	-	-	-	-
13	Rishabh Jain	1,000.00	0.01	-	-	-	-	-	-	-	-
14	Laxmi Jain	7,000.00	0.08	-	-	-	-	-	-	-	-
15	Swati Jain	6,000.00	0.07	-	-	-	-	-	-	-	-
16	Prabhat Jain	9,000.00	0.10	-	-	-	-	-	-	-	-
17	Ritu Jain	9,000.00	0.10	-	-	-	-	-	-	-	-
18	Reena Jain	9,000.00	0.10	-	-	-	-	-	-	-	-
19	Yogesh Jain	181,500.00	1.99	-	-	-	-	-	-	-	-
20	Savitri Jain	9,500.00	0.10	-	-	-	-	-	-	-	-
21	Yogesh Jain(HUF)	54,000.00	0.59	-	-	-	-	-	-	-	-
22	Rakesh Jain(HUF)	70,000.00	0.77	-	-	-	-	-	-	-	-
23	S. S. Jain	20,000.00	0.22	-	-	-	-	-	-	-	-
24	Shashi Bala Jain	34,800.00	0.38	-	-	-	-	-	-	-	-
25	Rishabh Jain	336,200.00	3.69	-	-	-	-	-	-	-	-
26	Charoo Jain	29,500.00	0.32	-	-	-	-	-	-	-	-
27	Sharad Jain	9,500.00	0.10	-	-	-	-	-	-	-	-
28	Anju Jain	9,500.00	0.10	-	-	-	-	-	-	-	-
29	Ritul Jain	9,500.00	0.10	-	-	-	-	-	-	-	-
30	Sachi Jain	9,500.00	0.10	-	-	-	-	-	-	-	-
31	Preeti Jain	19,800.00	0.22	-	-	-	-	-	-	-	-
32	Punit Jain	19,800.00	0.22	-	-	-	-	-	-	-	-
33	Aridaman Kr Jain	14,500.00	0.16	-	-	-	-	-	-	-	-
34	Ashok Jain	30,000.00	0.33	-	-	-	-	-	-	-	-
35	Bhushan Kumar Jain	10,000.00	0.11	-	-	-	-	-	-	-	-
36	Mukesh Jain	10,000.00	0.11	-	-	-	-	-	-	-	-
37	Nem Chand Jain	10,000.00	0.11	-	-	-	-	-	-	-	-
38	Shama Rani Jain	8,100.00	0.09	-	-	-	-	-	-	-	-
39	Shashi Daman Jain	13,500.00	0.15	-	-	-	-	-	-	-	-
40	Sumat Chand Jain	30,000.00	0.33	-	-	-	-	-	-	-	-
41	T. C. Jain	20,000.00	0.22	-	-	-	-	-	-	-	-
42	Ashok Jain HUF	90,000.00	0.99	-	-	-	-	-	-	-	-
43	Charu Jain	75,000.00	0.82	-	-	-	-	-	-	-	-
44	Meenu Jain	70,000.00	0.77	-	-	-	-	-	-	-	-
45	Rajesh Jain	112,000.00	1.23	-	-	-	-	-	-	-	-
46	Rajesh Jain HUF	75,000.00	0.82	-	-	-	-	-	-	-	-
47	Sharad Jain	95,000.00	1.04	-	-	-	-	-	-	-	-
48	Tara Chand Jain	75,000.00	0.82	-	-	-	-	-	-	-	-



49	Diplomate Leasing P. Ltd.	900,000.00	9.89	-	-	-	-	-	-	-	-
50	Sunect Impex P. Ltd	640,000.00	7.03	-	-	-	-	-	-	-	-
51	Scriptech Finlease & Securitie	600,000.00	6.59	-	-	-	-	-	-	-	-
52	Classtime Trading Pvt. Ltd.	700,000.00	7.69	-	-	-	-	-	-	-	-
53	Vardhman Business Pvt. Ltd.	800,000.00	8.79	-	-	-	-	-	-	-	-
TOTAL		5831100	64.06	-	-	-	-	-	-	-	-

(*) The term "encumbrance" has the same meaning as assigned to it in regulation 28(3) of the SAST Regulations, 2011

For RCC CEMENTS LIMITED

Smit Kumar

Director/Auth Sign



(I)(c)(i) Statement showing holding of securities (including shares, warrants, convertible securities) of persons belonging to the category "Public" and holding more than 1% of the total number of shares

Sr. No.	Name of the shareholder	Number of shares held	Shares as a percentage of total number of shares (i.e., Grand Total (A)+(B)+(C) indicated in Statement at para (I)(a) above)	Details of warrants		Details of convertible securities		Total shares (including shares underlying shares assuming full conversion of warrants and convertible securities) as a % of diluted share capital
				Number of warrants held	As a % total number of warrants of the same class	Number of convertible securities held	% w.r.t total number of convertible securities of the same class	
1	Nirupama Jain	200,750	2.21	-	-	-	-	-
2	Amar Sales Pvt. Ltd.	248,000	2.72	-	-	-	-	-
3	Rishabh Electrical Pvt. Ltd.	120,000	1.32	-	-	-	-	-
4	Regent Marketing Pvt. Ltd.	310,000	3.41	-	-	-	-	-
5	Simple Investment Pvt. Ltd.	250,000	2.75	-	-	-	-	-
6	Simple Investment Pvt. Ltd.	200,000	2.20	-	-	-	-	-
TOTAL		1,328,750	14.60	-	-	-	-	-

For RCC CEMENTS LIMITED

Smit Kumar

Director/Auth. Sign



(I)(c)(ii) Statement showing holding of securities (including shares, warrants, convertible securities) of persons (together with PAC) belonging to the category "Public" and holding more than 5% of the total number of shares of the company

Sr. No.	Name(s) of the shareholder(s) and the Persons Acting in Concert (PAC) with them	Number of shares	Shares as a percentage of total number of shares (i.e., Grand Total (A)+(B)+(C) indicated in Statement at para (I)(a) above)	Details of warrants		Details of convertible securities		Total shares (including underlying shares assuming full conversion of warrants and convertible securities) as a % of diluted share capital
				Number of warrants	As a % total number of warrants of the same class	Number of convertible securities held	% w.r.t total number of convertible securities of the same class	
1	<div style="font-size: 2em; font-weight: bold;">---NIL---</div>							
2								
3								
4								
5								
6								
7								
8								
9								
10								
TOTAL								

For RCC CEMENTS LIMITED

Sant / k


Director/Auth Sign



(I)(d) Statement showing details of locked-in shares

Sr. No.	Name of the shareholder	Number of locked-in shares	Locked-in shares as a percentage of total number of shares [i.e., Grand Total (A)+(B)+(C) indicated in Statement at para (I)(a) above]
1	N.A.	0	0.00
TOTAL		0	0.00

For RCC Cements Ltd.



Sunil Kumar


Mg. Director



(II)(a) Statement showing details of Depository Receipts (DRs)

Sr. No.	Type of outstanding DR (ADRs, GDRs, SDRs, etc.)	Number of outstanding DRs	Number of shares underlying outstanding DRs	Shares underlying outstanding DRs as a percentage of total number of shares {i.e., Grand Total (A)+(B)+(C) indicated in Statement at para (I)(a) above}
1	N.A.	0	0	0.00
TOTAL		0	0	0.00

For RCC Cements Ltd.



Sunil Kumar
Mg. Director



(II)(b) Statement showing holding of Depository Receipts (DRs), where underlying shares held by "promoter/promoter group" are in excess of 1% of the total number of shares

Sr. No.	Name of the DR Holder	Type of outstanding DR (ADRs, GDRs, SDRs, etc.)	Number of shares underlying outstanding DRs	Shares underlying outstanding DRs as a percentage of total number of shares {i.e., Grand Total (A)+(B)+(C) indicated in Statement at para (I)(a) above}
1	N.A.	N.A.	0	0.00
TOTAL			0	0.00

For RCC Cements Ltd


Sunil Kumar
Mg. Director

