


Shareholding Pattern for the Quarter ended 30/6/2011

Introductory sub-table (I)(a)

Name of the Company : RCC CEMENTS LIMITED			
Scrip Code, Name of the scrip, class of security: 531825 (RCCEMEN), Equity Shares			
Quarter ended: 30.06.2011			
Partly paid-up shares:-	No. of partly paid-up shares	As a % of total no. of partly paid-up shares	As a % of total no. of shares of the company
Held by promoter/promoter group	***** N.A.*****		
Held by public			
Total - D			
Outstanding convertible securities:-	No. of outstanding securities	As a % of total no. of outstanding convertible securities	As a % of total no. of shares of the company, assuming full conversion of the convertible securities
Held by promoter/promoter group	***** N.A.*****		
Held by public			
Total - E			
Warrants:-	No. of warrants	As a % of total no. of warrants	As a % of total no. of shares of the company, assuming full conversion of warrants
Held by promoter/promoter group	***** N.A.*****		
Held by public			
Total - F			
Total paid-up capital of the company, assuming full conversion of warrants and convertible securities (Grand Total (A+B+C)+ D+E+F)	NIL	NIL	NIL

For RCC Cements Ltd.



Sunil Kumar
Mg. Director

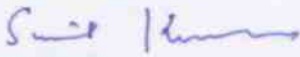
Statement Showing Shareholding Pattern

Category code	Category of Shareholder	Number of Shareholders	Table (I)(a)		Total shareholding as a percentage of total number of shares		Shares Pledged or otherwise encumbered	
			Total number of shares	Number of shares held in dematerialized form	As a percentage of (A+B) ¹	As a percentage of (A+B+C)	Number of shares	As a percentage
(I)	(II)	(III)	(IV)	(V)	(VI)	(VII)	(VIII)	(IX) = (VIII)/(IV)*100
(A)	Shareholding of Promoter and Promoter Group²							
1	Indian							
(a)	Individuals/ Hindu Undivided Family	48	2191100	0	24.07	24.07	0	0.00
(b)	Central Government/ State Government(s)	0	0	0	0.00	0.00	0	0.00
(c)	Bodies Corporate	5	3640000	0	39.99	39.99	0	0.00
(d)	Financial Institutions/ Banks	0	0	0	0.00	0.00	0	0.00
(e)	Any Others(Specify)	0	0	0	0.00	0.00	0	0.00
	Sub Total(A)(1)	53	5831100	0	64.06	64.06	0	0.00
2	Foreign							
a	Individuals (Non-Residents Individuals/ Foreign Individuals)	0	0	0	0.00	0.00	0	0.00
b	Bodies Corporate	0	0	0	0.00	0.00	0	0.00
c	Institutions	0	0	0	0.00	0.00	0	0.00
d	Any Others(Specify)	0	0	0	0.00	0.00	0	0.00
	Sub Total(A)(2)	0	0	0	0.00	0.00	0	0.00
	Total Shareholding of Promoter	53	5831100	0	64.06	64.06	0	0.00
(B)	Public shareholding							
1	Institutions							
(a)	Mutual Funds/ UTI	0	0	0	0.00	0.00	0	0.00
(b)	Financial Institutions / Banks	1	150000	0	1.65	1.65	0	0.00
(c)	Central Government/ State Government(s)	0	0	0	0.00	0.00	0	0.00
(d)	Venture Capital Funds	0	0	0	0.00	0.00	0	0.00
(e)	Insurance Companies	0	0	0	0.00	0.00	0	0.00
(f)	Foreign Institutional Investors	0	0	0	0.00	0.00	0	0.00
(g)	Foreign Venture Capital Investors	0	0	0	0.00	0.00	0	0.00
(h)	Any Other (specify)	0	0	0	0.00	0.00	0	0.00
	Sub-Total (B)(1)	1	150000	0	1.65	1.65	0	0.00

CONTINUED..

B 2	Non-institutions							
(a)	Bodies Corporate	9	1171100	0	12.87	12.87	0	0.00
(b)	Individuals	0	0	0	0.00	0.00	0	0.00
I	Individuals -i. Individual shareholders holding nominal share capital up to Rs 1 lakh	1958	1425700	0	15.66	15.66	0	0.00
II	ii. Individual shareholders holding nominal share capital in excess of Rs. 1 lakh.	11	524100	0	5.76	5.76	0	0.00
(c)	Any Other (specify)	0	0	0	0.00	0.00	0	0.00
	Sub-Total (B)(2)	1978	3120900	0	34.29	34.29	0	0.00
(B)	Total Public Shareholding (B)= (B)(1)+(B)(2)	1979	3270900	0	35.94	35.94	0	0.00
	TOTAL (A)+(B)	2032	9102000	0	100.00	100.00	0	0.00
(C)	Shares held by Custodians and against which Depository Receipts have been issued							
1	Promoter and Promoter Group	0	0	0	0	0.00	0	0.00
2	Public	0	0	0	0	0.00	0	0.00
	Sub-Total (C)	0	0	0	0	0	0	0
	GRAND TOTAL (A)+(B)+(C)	2032	9102000	0	100	100	0	0

For RCC Cements Ltd.


Sunil Kumar
Mg. Director


1

(I)(b)

Statement showing Shareholding of persons belonging to the category
"Promoter and Promoter Group"

Sr. No.	Name of the shareholder	Total shares held		Shares pledged or otherwise encumbered		
		Number of shares	As a % of grand total (A)+(B)+(C)	Number	As a percentage	As a % of grand total (A)+(B)+(C) of sub-clause (I)(a)
(I)	(II)	(III)	(IV)	(V)	(VI)=(V)/(III)*100	(VII)
1	Rakesh Jain	173100	1.90	0	0	0
2	Shabnam Jain	34000	0.37	0	0	0
3	Yogesh Jain	86800	0.95	0	0	0
4	Apporve Jain	72500	0.80	0	0	0
5	Abhinav Jain	68000	0.75	0	0	0
6	Anupreksha Jain	68500	0.75	0	0	0
7	Akshat Jain	63000	0.69	0	0	0
8	Ashok Jain	1000	0.01	0	0	0
9	M/s Anil Kumar Jain (HUF)	9000	0.10	0	0	0
10	Rajesh Jain	5000	0.05	0	0	0
11	Meenu Jain	9000	0.10	0	0	0
12	Himanshu Jain	9000	0.10	0	0	0
13	Rishabh Jain	1000	0.01	0	0	0
14	Laxmi Jain	7000	0.08	0	0	0
15	Swati Jain	6000	0.07	0	0	0
16	Prabhat Jain	9000	0.10	0	0	0
17	Ritu Jain	9000	0.10	0	0	0
18	Reena Jain	9000	0.10	0	0	0
19	Yogesh Jain	181500	1.99	0	0	0
20	Savitri Jain	9500	0.10	0	0	0
21	Yogesh Jain (HUF)	54000	0.59	0	0	0
22	Rakesh Jain (HUF)	70000	0.77	0	0	0
23	S. S. Jain	20000	0.22	0	0	0
24	Shashi Bala Jain	34800	0.38	0	0	0
25	Rishabh Jain	336200	3.69	0	0	0
26	Charoo Jain	29500	0.32	0	0	0
27	Sharad Jain	9500	0.10	0	0	0
28	Anju Jain	9500	0.10	0	0	0
29	Ritul Jain	9500	0.10	0	0	0
30	Sachi Jain	9500	0.10	0	0	0
31	Preeti Jain	19800	0.22	0	0	0
32	Punit Jain	19800	0.22	0	0	0
33	Aridaman Kr. Jain	14500	0.16	0	0	0
34	Ashok Jain	30000	0.33	0	0	0
35	Bhushan Kumar Jain	10000	0.11	0	0	0
36	Mukesh Jain	10000	0.11	0	0	0
37	Nem Chand Jain	10000	0.11	0	0	0
38	Shama Rani Jain	8100	0.09	0	0	0
39	Shashi Daman Jain	13500	0.15	0	0	0
40	Sumat Chand Jain	30000	0.33	0	0	0
41	T. C. Jain	20000	0.22	0	0	0
42	Ashok Jain HUF	90000	0.99	0	0	0
43	Charu Jain	75000	0.82	0	0	0
44	Meenu Jain	70000	0.77	0	0	0
45	Rajesh Jain	112000	1.23	0	0	0
46	Rajesh Jain (HUF)	75000	0.82	0	0	0
47	Sharad Jain	95000	1.04	0	0	0
48	Tara Chand Jain	75000	0.82	0	0	0
49	Diplomate Leasing Pvt. Ltd.	900000	9.89	0	0	0
50	Suneet Impex Pvt. Ltd.	640000	7.03	0	0	0
51	Scriptech Finlease & Securities P Ltd.	600000	6.59	0	0	0
52	Classtime Trading Pvt. Ltd.	700000	7.69	0	0	0
53	Vardhman Business Pvt. Ltd.	800000	8.79	0	0	0
TOTAL		5831100	64.06	0	0	0.00

For RCC Cements Ltd.




Sunil Kumar
Mg. Director

(I)(c) Statement showing Shareholding of persons belonging to the category
"Public" and holding more than 1% of the total number of shares

Sr. No.	Name of the shareholder	Number of shares	Shares as a percentage of total number of shares {i.e., Grand Total (A)+(B)+(C) indicated in Statement at para (I)(a) above}
1	Nirupama Jain	200750	2.21
2	Amar Sales Pvt. Ltd.	248000	2.72
3	Rishabh Electrical Pvt. Ltd.	120000	1.32
4	Regent Marketing P Ltd.	310000	3.41
5	Simple Investment P. Ltd.	250000	2.75
6	Simple Investment (P) Ltd.	200000	2.20
TOTAL		1328750	14.60

For RCC Cements Ltd.


Sunil Kumar
Mg. Director

(I)(d) Statement showing details of locked-in shares

Sr. No.	Name of the shareholder	Number of locked-in shares	Locked-in shares as a percentage of total number of shares {i.e., Grand Total (A)+(B)+(C) indicated in Statement at para (I)(a) above}
1	N.A.	0	0.00
TOTAL		0	0.00

For RCC Cements Ltd.




Sunil Kumar
Mg. Director

(II)(a) Statement showing details of Depository Receipts (DRs).

Sr. No.	Type of outstanding DR (ADRs, GDRs, SDRs, etc.)	Number of outstanding DRs	Number of shares underlying outstanding DRs	Shares underlying outstanding DRs as a percentage of total number of shares {i.e., Grand Total (A)+(B)+(C) indicated in Statement at para (I)(a) above}
1	N.A.	0	0	0.00
TOTAL		0	0	0.00

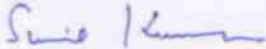
For RCC Cements Ltd.


Sunil Kumar
Mg. Director

(II)(b) Statement showing holding of Depository Receipts (DRs), where underlying shares held by "promoter/promoter group" are in excess of 1% of the total number of shares

Sr. No.	Name of the DR Holder	Type of outstanding DR (ADRs, GDRs, SDRs, etc.)	Number of shares underlying outstanding DRs	Shares underlying outstanding DRs as a percentage of total number of shares (i.e., Grand Total (A)+(B)+(C) indicated in Statement at para (I)(a) above)
1	N.A.	N.A.	0	0.00
TOTAL			0	0.00

For RCC Cements Ltd.



Sunil Kumar
Mg. Director