

## Introductory sub-table (I)(a)

Name of the Company: RCC CEMENTS LIMITED			
Scrip Code, Name of the scrip, class of security: 531825 (RCCEMEN), Equity Shares			
Quarter ended: 30.06.2012			
<b>Partly paid-up shares:-</b>		<b>No. of partly paid-up shares</b>	<b>As a % of total no. of shares of the company</b>
Held by promoter/promoter group	*****N.A*****		
Held by public	*****N.A*****		
<b>Total - D</b>			
<b>Outstanding convertible securities: No. of outstanding securities</b>		<b>As a % of total no. of outstanding convertible securities</b>	<b>As a % of total no. of shares of the company, assuming full conversion of the convertible securities</b>
Held by promoter/promoter group	*****N.A*****		
Held by public	*****N.A*****		
<b>Total - E</b>			
<b>Warrants:-</b>		<b>No. of warrants</b>	<b>As a % of total no. of shares of the company, assuming full conversion of warrants</b>
Held by promoter/promoter group	*****N.A*****		
Held by public	*****N.A*****		
<b>Total - F</b>			
<b>Total paid-up capital of the company, assuming full conversion of warrants and convertible securities</b>			

For RCC Cements Limited

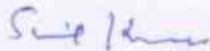

(Sunil Kumar)  
Managing Director

**Statement Showing Shareholding Pattern**

Category code	Category of Shareholder	Number of Shareholders	Table (I)(a)		Total shareholding as a percentage of total number of shares		Shares Pledged or otherwise encumbered	
			Total number of shares	Number of shares held in dematerialized form	As a percentage of (A+B) <sup>1</sup>	As a percentage of (A+B+C)	Number of shares	As a percentage
(I)	(II)	(III)	(IV)	(V)	(VI)	(VII)	(VIII)	(IX) = (VIII)/(IV)*100
<b>(A)</b>	<b>Shareholding of Promoter and Indian</b>							
1								
(a)	Individuals/ Hindu Undivided	48	2191100	0	39.11	39.11	0	0.00
(b)	Central Government/ State Government(s)	0	0	0	0.00	0.00	0	0.00
(c)	Bodies Corporate	2	140000	0	2.50	2.50	0	0.00
(d)	Financial Institutions/ Banks	0	0	0	0.00	0.00	0	0.00
(e)	Any Others(Specify)	0	0	0	0.00	0.00	0	0.00
	<b>Sub Total(A)(1)</b>	<b>50</b>	<b>2331100</b>	<b>0</b>	<b>41.61</b>	<b>41.61</b>	<b>0</b>	<b>0.00</b>
<b>2</b>	<b>Foreign</b>							
a	Individuals (Non-Residents Individuals/ Foreign Individuals)	0	0	0	0.00	0.00	0	0.00
b	Bodies Corporate	0	0	0	0.00	0.00	0	0.00
c	Institutions	0	0	0	0.00	0.00	0	0.00
d	Any Others(Specify)	0	0	0	0.00	0.00	0	0.00
	<b>Sub Total(A)(2)</b>	<b>0</b>	<b>0</b>	<b>0</b>	<b>0</b>	<b>0</b>	<b>0</b>	<b>0.00</b>
	<b>Total Shareholding of Promoter</b>	<b>50</b>	<b>2331100</b>	<b>0</b>	<b>41.61</b>	<b>41.61</b>	<b>0</b>	<b>0.00</b>
<b>(B)</b>	<b>Public shareholding</b>							
<b>1</b>	<b>Institutions</b>							
(a)	Mutual Funds/ UTI	0		0	0.00	0.00	0	0.00
(b)	Financial Institutions / Banks	1	150000	0	2.68	2.68	0	0.00
(c)	Central Government/ State Government(s)	0	0	0	0.00	0.00	0	0.00
(d)	Venture Capital Funds	0	0	0	0.00	0.00	0	0.00
(e)	Insurance Companies	0	0	0	0.00	0.00	0	0.00
(f)	Foreign Institutional Investors	0	0	0	0.00	0.00	0	0.00
(g)	Foreign Venture Capital Investors	0	0	0	0.00	0.00	0	0.00
(h)	Any Other (specify)	0	0	0	0.00	0.00	0	0.00
	<b>Sub-Total (B)(1)</b>	<b>1</b>	<b>150000</b>	<b>0</b>	<b>2.68</b>	<b>2.68</b>	<b>0.00</b>	<b>0.00</b>

<b>B 2</b>	<b>Non-institutions</b>							
(a)	Bodies Corporate	9	1171100	0	20.91	20.91	0	0.00
(b)	Individuals	0	0	0	0.00	0.00	0	0.00
I	Individuals -i. Individual shareholders holding nominal share capital up to Rs 1 lakh	1958	1425700	0	25.45	25.45	0	0.00
II	ii. Individual shareholders holding nominal share capital in excess of Rs. 1 lakh.	11	524100	0	9.36	9.36	0	0.00
(c)	Any Other (specify)	0	0	0	0.00	0.00	0	0.00
	<b>Sub-Total (B)(2)</b>	<b>1978</b>	<b>3120900</b>	<b>0</b>	<b>55.71</b>	<b>55.71</b>	<b>0.00</b>	<b>0.00</b>
(B)	<b>Total Public Shareholding (B)= (B)(1)+(B)(2)</b>	<b>1979</b>	<b>3270900</b>	<b>0</b>	<b>58.39</b>	<b>58.39</b>	<b>0</b>	<b>0.00</b>
	<b>TOTAL (A)+(B)</b>	<b>2029</b>	<b>5602000</b>	<b>0</b>	<b>100.00</b>	<b>100.00</b>	<b>0.00</b>	<b>0.00</b>
(C)	<b>Shares held by Custodians and against which Depository Receipts have been issued</b>							
1	Promoter and Promoter Group	0	0	0	0	0.00	0	0.00
2	Public	0	0	0	0	0.00	0	0.00
	<b>Sub-Total (C)</b>	<b>0</b>	<b>0</b>	<b>0</b>		<b>0</b>	<b>0</b>	<b>0</b>
	<b>GRAND TOTAL (A)+(B)+(C)</b>	<b>2029</b>	<b>5602000</b>	<b>0</b>	<b>100.00</b>	<b>100.00</b>	<b>0</b>	<b>0.00</b>

For RCC Cements Limited



(Sunil Kumar)  
Managing Director

Notes

---

---

---

---

---

---

---

---

---

---

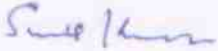
(i)(b) Statement showing holding of securities (including shares, warrants, convertible securities) of persons belonging to the category "Promoter and Promoter Group"

Sr. No.	Name of the shareholder	Details of Shares held		Encumbered shares (*)			Details of warrants		Details of convertible securities		Total shares (including underlying shares assuming full conversion of warrants and convertible securities) as a % of diluted share capital
		Number of shares held	As a % of grand total (A)+(B)+(C)	No.	As a percentage	As a % of grand total (A)+(B)+(C) of sub-clause (I)(a)	Number of warrants held	As a % total number of warrants of the same class	Number of convertible securities held	As a % total number of convertible securities of the same class	
(i)	(ii)	(iii)	(iv)	(v)	(vi)=(v)/(iii)*100	(vii)	(viii)	(ix)	(x)	(xi)	(xii)
1	Rakesh Jain	173100	3.09		-	-	-	-	-	-	3.09
2	Shabnam Jain	34000	0.61		-	-	-	-	-	-	0.61
3	Yogesh Jain	86800	1.55		-	-	-	-	-	-	1.55
4	Apporve Jain	72500	1.29		-	-	-	-	-	-	1.29
5	Abhinav Jain	68000	1.21		-	-	-	-	-	-	1.21
6	Anupreksha Jain	68500	1.22		-	-	-	-	-	-	1.22
7	Akshat Jain	63000	1.12		-	-	-	-	-	-	1.12
8	Ashok Jain	1000	0.02		-	-	-	-	-	-	0.02
9	M/s Anil Kumar Jain (HUF)	9000	0.16		-	-	-	-	-	-	0.16
10	Rajesh Jain	5000	0.09		-	-	-	-	-	-	0.09
11	Meenu Jain	9000	0.16		-	-	-	-	-	-	0.16
12	Himanshu Jain	9000	0.16		-	-	-	-	-	-	0.16
13	Rishabh Jain	1000	0.02		-	-	-	-	-	-	0.02
14	Laxmi Jain	7000	0.12		-	-	-	-	-	-	0.12
15	Swati Jain	6000	0.11		-	-	-	-	-	-	0.11
16	Prabhat Jain	9000	0.16		-	-	-	-	-	-	0.16
17	Ritu Jain	9000	0.16		-	-	-	-	-	-	0.16
18	Reena Jain	9000	0.16		-	-	-	-	-	-	0.16
19	Yogesh Jain	181500	3.24		-	-	-	-	-	-	3.24
20	Savitri Jain	9500	0.17		-	-	-	-	-	-	0.17
21	Yogesh Jain	54000	0.96		-	-	-	-	-	-	0.96
22	Rakesh Jain	70000	1.25		-	-	-	-	-	-	1.25
23	S. S. Jain	20000	0.36		-	-	-	-	-	-	0.36
24	Shashi Bala Jain	34800	0.62		-	-	-	-	-	-	0.62
25	Rishabh Jain	336200	6.00		-	-	-	-	-	-	6.00
26	Charoo Jain	29500	0.53		-	-	-	-	-	-	0.53
27	Sharad Jain	9500	0.17		-	-	-	-	-	-	0.17
28	Anju Jain	9500	0.17		-	-	-	-	-	-	0.17
29	Ritul Jain	9500	0.17		-	-	-	-	-	-	0.17
30	Sachi Jain	9500	0.17		-	-	-	-	-	-	0.17
31	Preeti Jain	19800	0.35		-	-	-	-	-	-	0.35
32	Punit Jain	19800	0.35		-	-	-	-	-	-	0.35
33	Aridaman Kr. Jain	14500	0.26		-	-	-	-	-	-	0.26

34	Ashok Jain	30000	0.54	-	-	-	-	-	-	0.54
35	Bhushan Kumar	10000	0.18	-	-	-	-	-	-	0.18
36	Mukesh Jain	10000	0.18	-	-	-	-	-	-	0.18
37	Nem Chand Jain	10000	0.18	-	-	-	-	-	-	0.18
38	Shama Rani Jain	8100	0.14	-	-	-	-	-	-	0.14
39	Shashi Daman	13500	0.24	-	-	-	-	-	-	0.24
40	Sumat Chand Jain	30000	0.54	-	-	-	-	-	-	0.54
41	T. C. Jain	20000	0.36	-	-	-	-	-	-	0.36
42	Ashok Jain HUF	90000	1.61	-	-	-	-	-	-	1.61
43	Charu Jain	75000	1.34	-	-	-	-	-	-	1.34
44	Meenu Jain	70000	1.25	-	-	-	-	-	-	1.25
45	Rajesh Jain	112000	2.00	-	-	-	-	-	-	2.00
46	Rajesh Jain (HUF)	75000	1.34	-	-	-	-	-	-	1.34
47	Sharad Jain	95000	1.70	-	-	-	-	-	-	1.70
48	Tara Chand Jain	75000	1.34	-	-	-	-	-	-	1.34
49	Diplomate Leasing Pvt. Ltd.	100000	1.79	-	-	-	-	-	-	1.79
50	Suneet Impex Pvt. Ltd.	40000	0.71	-	-	-	-	-	-	0.71
<b>TOTAL</b>		<b>2331100</b>	<b>41.61</b>	-	-	-	-	-	-	<b>41.61</b>

(\*) The term "encumbrance" has the same meaning as assigned to it in regulation 28(3) of the SAST Regulations, 2011

For RCC Cements Limited




(Sunil Kumar)  
Managing Director

(l)(c)(i) Statement showing holding of securities (including shares, warrants, convertible securities) of persons belonging to the category "Public" and holding more than 1% of the total number of shares

Sr. No.	Name of the shareholder	Number of shares held	Shares as a percentage of total number of shares (i.e., Grand Total (A)+(B)+(C) indicated in Statement at para (l)(a) above)	Details of warrants		Details of convertible securities		Total shares (including underlying shares assuming full conversion of warrants and convertible securities) as a % of diluted share capital
				Number of warrants held	As a % total number of warrants of the same class	Number of convertible securities held	% w.r.t total number of convertible securities of the same class	
1	Nirupama Jain	200750	3.58	-	-	-	-	3.58
2	Amar Sales Pvt. Ltd.	248000	4.43	-	-	-	-	4.43
3	Rishabh Electrical Pvt. Ltd.	120000	2.14	-	-	-	-	2.14
4	Regent Marketing P Ltd.	310000	5.53	-	-	-	-	5.53
5	Simple Investment P. Ltd.	250000	4.46	-	-	-	-	4.46
6	Simple Investment (P) Ltd.	200000	3.57	-	-	-	-	3.57
<b>TOTAL</b>		<b>1328750</b>	<b>23.72</b>	-	-	-	-	<b>23.72</b>

For RCC Cements Limited

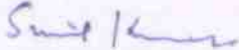


(Sunil Kumar)  
Managing Director

(l)(c)(ii) Statement showing holding of securities (including shares, warrants, convertible securities) of persons (together with PAC) belonging to the category "Public" and holding more than 5% of the total number of shares of the company

Sr. No.	Name(s) of the shareholder(s) and the Persons Acting in Concert (PAC) with them	Number of shares	Shares as a percentage of total number of shares (i.e., Grand Total (A)+(B)+(C) indicated in Statement at para (l)(a) above)	Details of warrants		Details of convertible securities		Total shares (including underlying shares assuming full conversion of warrants and convertible securities) as a % of diluted share capital
				Number of warrants	As a % total number of warrants of the same class	Number of convertible securities held	% w.r.t total number of convertible securities of the same class	
1	N.A.	-	-	-	-	-	-	-
2	N.A.	-	-	-	-	-	-	-
3	N.A.	-	-	-	-	-	-	-
4	N.A.	-	-	-	-	-	-	-
5	N.A.	-	-	-	-	-	-	-
6	N.A.	-	-	-	-	-	-	-
<b>TOTAL</b>		-	-	-	-	-	-	-

For RCC Cements Limited



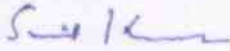
(Sunil Kumar)  
Managing Director



(I)(d) Statement showing details of locked-in shares

Sr. No.	Name of the shareholder	Number of locked-in shares	Locked-in shares as a percentage of total number of shares (i.e., Grand Total (A)+(B)+(C) indicated in Statement at para (I)(a) above)
1	N.A.	-	-
2	N.A.	-	-
3	N.A.	-	-
4	N.A.	-	-
5	N.A.	-	-
TOTAL		-	-

For RCC Cements Limited

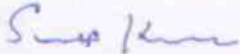


(Sunil Kumar)  
Managing Director

(II)(a) Statement showing details of Depository Receipts (DRs)

Sr. No.	Type of outstanding DR (ADRs, GDRs, SDRs, etc.)	Number of outstanding DRs	Number of shares underlying outstanding DRs	Shares underlying outstanding DRs as a percentage of total number of shares {i.e., Grand Total (A)+(B)+(C) indicated in Statement at para (I)(a) above}
1	N.A.	-	-	-
2	N.A.	-	-	-
3	N.A.	-	-	-
4	N.A.	-	-	-
5	N.A.	-	-	-
TOTAL		-	-	-

For RCC Cements Limited




(Sunil Kumar)  
Managing Director

(II)(b) Statement showing holding of Depository Receipts (DRs), where underlying shares held by "promoter/promoter group" are in excess of 1% of the total number of shares

Sr. No.	Name of the DR Holder	Type of outstanding DR (ADRs, GDRs, SDRs, etc.)	Number of shares underlying outstanding DRs	Shares underlying outstanding DRs as a percentage of total number of shares {i.e., Grand Total (A)+(B)+(C) indicated in Statement at para (I)(a) above}
1	N.A.	-	-	-
2	N.A.	-	-	-
3	N.A.	-	-	-
4	N.A.	-	-	-
5	N.A.	-	-	-
<b>TOTAL</b>			-	-

For RCC Cements Limited



(Sunil Kumar)  
Managing Director